

KUNAL & ASSOCIATES

CHARTERED ACCOUNTANTS

5A Nurulla Doctor Lane (West Range), 2nd Floor
Kolkata – 700 017 Fax : +91 33 2290-3295
Phone : +91 33 2287-9722, 6456-6720, 6456-6722
E-Mail : asitava.roy@gmail.com,
E-Mail : sengupta.buddhadeb@gmail.com

INDEPENDENT AUDITOR’S REPORT

To the Members of **CESC Projects Limited**

Report on the Audit of the Ind AS Financial Statements

Opinion

We have audited the accompanying Ind AS financial statements of **CESC Projects Limited** (“the Company”), which comprise the Balance sheet as at March 31 2022, the Statement of Profit and Loss, including the statement of Other Comprehensive Income, the Cash Flow Statement and the Statement of Changes in Equity for the year then ended, and notes to the Ind AS financial statements, including a summary of significant accounting policies and other explanatory information.

In our opinion and to the best of our information and according to the explanations given to us , the aforesaid Ind AS financial statements give the information required by the Companies Act, 2013, as amended (“the Act”) in the manner so required and give a true and fair view in conformity with the accounting principles generally accepted in India, of the state of affairs of the Company as at March 31, 2022, its loss including other comprehensive income, its cash flows and the changes in equity for the year ended on that date.

Basis for Opinion

We conducted our audit of the Ind AS financial statements in accordance with the Standards on Auditing (SAs), as specified under section 143(10) of the Act. Our responsibilities under those Standards are further described in the ‘Auditor’s Responsibilities for the Audit of the Ind AS Financial Statements’ section of our report. We are independent of the Company in accordance with the ‘Code of Ethics’ issued by the Institute of Chartered Accountants of India together with the ethical requirements that are relevant to our audit of the financial statements under the provisions of the Act and the Rules thereunder, and we have fulfilled our other ethical responsibilities in accordance with these requirements and the Code of Ethics. We believe that the audit evidence we have obtained is sufficient and appropriate to provide a basis for our audit opinion on the Ind AS financial statements.

Other Information

The Company’s Board of Directors is responsible for the other information. The other information comprises the information included in the Annual report but does not include the Ind AS financial statements and our auditor’s report thereon.

Our opinion on the Ind AS financial statements does not cover the other information and we do not express any form of assurance conclusion thereon.

In connection with our audit of the Ind AS financial statements, our responsibility is to read the other



information and, in doing so, consider whether such other information is materially inconsistent with the financial statements or our knowledge obtained in the audit or otherwise appears to be materially misstated. If, based on the work we have performed, we conclude that there is a material misstatement of this other information, we are required to report that fact. We have nothing to report in this regard.

Responsibility of Management for the Ind AS Financial Statements

The Company's Board of Directors is responsible for the matters stated in section 134(5) of the Act with respect to the preparation of these Ind AS financial statements that give a true and fair view of the financial position, financial performance including other comprehensive income, cash flows and changes in equity of the Company in accordance with the accounting principles generally accepted in India, including the Indian Accounting Standards (Ind AS) specified under section 133 of the Act read with the Companies (Indian Accounting Standards) Rules, 2015, as amended. This responsibility also includes maintenance of adequate accounting records in accordance with the provisions of the Act for safeguarding of the assets of the Company and for preventing and detecting frauds and other irregularities; selection and application of appropriate accounting policies; making judgments and estimates that are reasonable and prudent; and the design, implementation and maintenance of adequate internal financial controls, that were operating effectively for ensuring the accuracy and completeness of the accounting records, relevant to the preparation and presentation of the Ind AS financial statements that give a true and fair view and are free from material misstatement, whether due to fraud or error.

In preparing the Ind AS financial statements, management is responsible for assessing the Company's ability to continue as a going concern, disclosing, as applicable, matters related to going concern and using the going concern basis of accounting unless management either intends to liquidate the Company or to cease operations, or has no realistic alternative but to do so.

Those Board of Directors are also responsible for overseeing the Company's financial reporting process.

Auditor's Responsibilities for the Audit of the Ind AS Financial Statements

Our objectives are to obtain reasonable assurance about whether the Ind AS financial statements as a whole are free from material misstatement, whether due to fraud or error, and to issue an auditor's report that includes our opinion. Reasonable assurance is a high level of assurance but is not a guarantee that an audit conducted in accordance with SAs will always detect a material misstatement when it exists. Misstatements can arise from fraud or error and are considered material if, individually or in the aggregate, they could reasonably be expected to influence the economic decisions of users taken on the basis of these Ind AS financial statements.

As part of an audit in accordance with SAs, we exercise professional judgment and maintain professional skepticism throughout the audit. We also:

- Identify and assess the risks of material misstatement of the Ind AS financial statements, whether due to fraud or error, design and perform audit procedures responsive to those risks, and obtain audit evidence that is sufficient and appropriate to provide a basis for our opinion. The risk of not detecting a material misstatement resulting from fraud is higher than for one resulting from error, as fraud may involve collusion, forgery, intentional omissions, misrepresentations, or the override of internal control.
- Obtain an understanding of internal control relevant to the audit in order to design audit procedures that are appropriate in the circumstances. Under section 143(3)(i) of the Act, we are also responsible for expressing our opinion on whether the Company has adequate internal financial controls with reference to financial statements in place and the operating effectiveness of such



controls.

- Evaluate the appropriateness of accounting policies used and the reasonableness of accounting estimates and related disclosures made by management.
- Conclude on the appropriateness of management's use of the going concern basis of accounting and, based on the audit evidence obtained, whether a material uncertainty exists related to events or conditions that may cast significant doubt on the Company's ability to continue as a going concern. If we conclude that a material uncertainty exists, we are required to draw attention in our auditor's report to the related disclosures in the financial statements or, if such disclosures are inadequate, to modify our opinion. Our conclusions are based on the audit evidence obtained up to the date of our auditor's report. However, future events or conditions may cause the Company to cease to continue as a going concern.
- Evaluate the overall presentation, structure and content of the Ind AS financial statements, including the disclosures, and whether the Ind AS financial statements represent the underlying transactions and events in a manner that achieves fair presentation.

We communicate with those charged with governance regarding, among other matters, the planned scope and timing of the audit and significant audit findings, including any significant deficiencies in internal control that we identify during our audit.

We also provide those charged with governance with a statement that we have complied with relevant ethical requirements regarding independence, and to communicate with them all relationships and other matters that may reasonably be thought to bear on our independence, and where applicable, related safeguards.

Report on Other Legal and Regulatory Requirements

1. As required by the Companies (Auditor's Report) Order, 2020 ("the Order"), issued by the Central Government of India in terms of sub-section (11) of section 143 of the Act, we give in the "Annexure A" a statement on the matters specified in paragraphs 3 and 4 of the Order.
2. As required by Section 143(3) of the Act, we report that:
 - (a) We have sought and obtained all the information and explanations which to the best of our knowledge and belief were necessary for the purposes of our audit;
 - (b) In our opinion, proper books of account as required by law have been kept by the Company so far as it appears from our examination of those books;
 - (c) The Balance Sheet, the Statement of Profit and Loss including the Statement of Other Comprehensive Income, the Cash Flow Statement and Statement of Changes in Equity dealt with by this Report are in agreement with the books of account;
 - (d) In our opinion, the aforesaid Ind AS financial statements comply with the Accounting Standards specified under Section 133 of the Act, read with Companies (Indian Accounting Standards) Rules, 2015, as amended;
 - (e) On the basis of the written representations received from the directors as on March 31, 2022 taken on record by the Board of Directors, none of the directors is disqualified as on March 31, 2022 from being appointed as a director in terms of Section 164 (2) of the Act;
 - (f) With respect to the adequacy of the internal financial controls over financial reporting of the Company with reference to these Ind AS financial statements and the operating effectiveness of such controls, refer to our separate Report in "Annexure B" to this report;



- (g) In our opinion, the managerial remuneration for the year ended March 31, 2022 has been paid / provided by the Company to its directors in accordance with the provisions of section 197 read with Schedule V to the Act;
- (h) With respect to the other matters to be included in the Auditor's Report in accordance with Rule 11 of the Companies (Audit and Auditors) Rules, 2014, as amended in our opinion and to the best of our information and according to the explanations given to us:
- i. The Company does not have any pending litigations which would impact its financial position;
 - ii. The Company did not have any long-term contracts including derivative contracts for which there were any material foreseeable losses;
 - iii. There were no amounts which were required to be transferred to the Investor Education and Protection Fund by the Company.
 - iv. (a) The Management has represented that, to the best of its knowledge and belief, no funds (which are material either individually or in the aggregate) have been advanced or loaned or invested (either from borrowed funds or share premium or any other sources or kind of funds) by the Company to or in any other person or entity, including foreign entity ("Intermediaries"), with the understanding, whether recorded in writing or otherwise, that the Intermediary shall, whether, directly or indirectly lend or invest in other persons or entities identified in any manner whatsoever by or on behalf of the Company ("Ultimate Beneficiaries") or provide any guarantee, security or the like on behalf of the Ultimate Beneficiaries;
(b) The Management has represented, that, to the best of its knowledge and belief, no funds (which are material either individually or in the aggregate) have been received by the Company from any person or entity, including foreign entity ("Funding Parties"), with the understanding, whether recorded in writing or otherwise, that the Company shall, whether, directly or indirectly, lend or invest in other persons or entities identified in any manner whatsoever by or on behalf of the Funding Party ("Ultimate Beneficiaries") or provide any guarantee, security or the like on behalf of the Ultimate Beneficiaries;
(c) Based on the audit procedures that have been considered reasonable and appropriate in the circumstances, nothing has come to our notice that has caused us to believe that the representations under sub-clause (i) and (ii) of Rule 11(e), as provided under(a) and (b) above, contain any material misstatement.
 - v. No dividend was declared or paid during the year by the company.

Kolkata
Dated: May 12, 2022



For Kunal & Associates
Chartered Accountants
Firm Registration Number: 316003E


(CA Asitava Roy)
Partner

Membership No. 052787
UDIN - 22052787AJGQQW7647

Annexure - A to Independent Auditors' Report of CESC Projects Limited, for the year ended 31st March 2022

(Referred to in paragraph 1 under 'Report on Other Legal and Regulatory Requirements' section of our report of even date)

- (i) (a) (A) The Company is maintaining proper records showing full particulars, including quantitative details and situation, of fixed assets.
- (B) The Company does not have any intangible assets and thus the provisions of clause 3(i)(a)(B) of the said Order is not applicable to the Company.
- (b) The fixed assets of the Company have been physically verified by the Management during the year under audit and no material discrepancies have been noticed on such verification. In our opinion, the frequency of verification is reasonable.
- (c) The Company does not own any immovable properties. Therefore, the provision of clause 3(i)(c) of the said order is not applicable to the Company.
- (d) The company has not revalued its Property, Plant & Equipment (including Right of Use assets) or Intangible Assets or both during the year under audit.
- (e) No proceedings have been initiated or are pending against the company for holding any benami property under the Benami Transactions (Prohibition) Act, 1988 (45 of 1988) and rules made thereunder
- (ii) (a) The Company does not have any inventory and hence reporting under clause 3(ii)(a) of the Order is not applicable.
- (b) The Company has not been sanctioned any working capital limits at any points of time during the year, from banks or financial institutions on the basis of security of current assets and hence reporting under clause 3(ii)(b) of the Order is not applicable.
- (iii) During the year under audit the company has not made investments in, provided any guarantee or security or granted any loans or advances in the nature of loans, secured or unsecured, to companies, firms, Limited Liability Partnerships or any other parties
- (iv) In our opinion, and according to the information and explanations given to us, the Company has complied with the provisions of Section 185 and 186 of the Companies Act, 2013 in respect of the loans and investments made, and guarantees and security provided by it.
- (v) The Company has not accepted any deposits from the public within the meaning of Sections 73, 74, 75 and 76 of the Act and the Rules framed there under to the extent notified.
- (vi) The maintenance of cost records has not been specified by the Central Government under sub- section (1) of section 148 of the Companies Act, 2013 for the business activities carried out by the Company. Hence, reporting under clause (vi) of the Order is not applicable to the Company.
- (vii) (a) According to the information and explanations given to us and the records of the Company examined by us, in our opinion, the Company is regular in depositing the undisputed statutory dues, including Goods and Service Tax, provident fund, employees' state insurance, income tax, sales tax, service tax, duty of customs,



value added tax, cess and any other statutory dues, as applicable, to the appropriate authorities.

There were no undisputed amounts payable in respect of Goods and Service tax, Provident Fund, Employees' State Insurance, Income Tax, Sales Tax, Service Tax, duty of Custom, duty of Excise, Value Added Tax, Cess and other material statutory dues in arrears as at March 31, 2022 for a period of more than six months from the date they became payable.

- (b) According to the information and explanations given to us and the records of the Company examined by us, there are no dues of income-tax, sales-tax, service-tax, goods and service tax, duty of customs, duty of excise, value added tax which have not been deposited on account of any dispute.
- (viii) In our opinion, and according to the information and explanations given to us, the Company has recorded all the transactions in the books of accounts. No transactions are found which have not been recorded in the books of account and have been surrendered or disclosed as income during the year under audit in the tax assessments under the Income Tax Act, 1961 (43 of 1961)
- (ix) (a) The Company has not taken any loans or other borrowings from any lender. Hence reporting under clause 3(ix)(a) of the Order is not applicable.
- (b) According to the information and explanations given to us the company has not been declared willful defaulter by any bank or financial institution or other lender
- (c) In our opinion and according to the information and explanations given to us, the Company has not raised any money by way of term loans, and there has been no utilization during the year. Accordingly, reporting under clause 3 (ix) (c) of the Order is not applicable.
- (d) In our opinion and according to the information and explanations given to us, and on an overall examination of the financial statements of the Company, no funds raised by the Company on short term basis and accordingly, reporting under clause 3 (ix) (d) of the Order is not applicable.
- (e) According to the information and explanations given to us and the records of the Company examined by us, the company has not taken any funds from any entity or person on account of or to meet the obligations of its subsidiaries, associates or joint ventures.
- (f) According to the information and explanations given to us and the records of the Company examined by us, the company has not raised loans during the year under audit on the pledge of securities held in its subsidiaries, joint ventures or associate companies.
- (x) (a) Based upon the audit procedures performed and the information and explanations given by the management, the Company has not raised moneys by way of initial public offer or further public offer including debt instruments but has taken term loans. The term loans have been applied for the purposes for which they were obtained.
- (b) Based upon the audit procedures performed and the information and explanations given by the management, the Company has not made any preferential allotment or private placement of shares or convertible debentures (fully, partially or optionally convertible) during the year under audit.
- (xi) (a) During the course of our examination of the books and records of the Company,



carried out in accordance with the generally accepted auditing practices in India, and according to the information and explanations given to us, we have neither come across any instance of material fraud by the Company or on the Company by its officers or employees, noticed or reported during the year under audit, nor have we been informed of any such case by the Management.

- (b) No report under sub-section (12) of section 143 of the Companies Act has been filed by the auditors in Form ADT-4 as prescribed under rule 13 of Companies (Audit and Auditors) Rules, 2014 with the Central Government
- (c) No whistle-blower complaints have been received during the year under audit by the Company.
- (xii) As the Company is not a Nidhi Company and the Nidhi Rules, 2014 are not applicable to it, the provisions of Clause 3(xii) of the Order are not applicable to the Company.
- (xiii) The Company has entered into transactions with related parties in compliance with the provisions of Sections 177 and 188 of the Act. The details of such related party transactions have been disclosed in the financial statements as required under Ind AS 24, Related Party Disclosures specified under Section 133 of the Act, read with Rule 7 of the Companies (Accounts) Rules, 2014.
- (xiv) The Company is not required to conduct internal audit as per the section 138 of the Act, hence the reporting under the clause 3(xiv)(b) of the Order is not applicable.
- (xv) The Company has not entered into any non-cash transactions with its directors or persons connected with him. Accordingly, the provisions of Clause 3(xv) of the Order are not applicable to the Company.
- (xvi) (a) The Company is not required to be registered under Section 45-IA of the Reserve Bank of India Act, 1934. Accordingly, the provisions of Clause 3(xvi) of the Order are not applicable to the Company.
- (b) The Company has not conducted Non-Banking Financial or Housing Finance activities during the period under audit.
- (xvii) In our opinion, and according to the information and explanations given to us, the company has not incurred cash losses in the financial year. But the company has incurred cash losses in the immediately preceding financial year
- (xviii) Previous statutory auditors have resigned from the company during the financial year due to rotation of auditors. The current auditors has taken into consideration the issues, objections or concerns raised by the outgoing auditors
- (xix) On the basis of the financial ratios, ageing and expected dates of realisation of financial assets and payment of financial liabilities, other information accompanying the financial statements and our knowledge of the Board of Directors and Management plans and based on our examination of the evidence supporting the assumptions, nothing has come to our attention, which causes us to believe that any material uncertainty exists as on the date of the audit report indicating that Company is not capable of meeting its liabilities existing at the date of balance sheet as and when they fall due within a period of one year from the balance sheet date. We, however, state that this is not an assurance as to the future viability of the Company. We further state that our reporting is based on the facts up to the date of the audit report and we neither give any guarantee nor any



assurance that all liabilities falling due within a period of one year from the balance sheet date, will get discharged by the Company as and when they fall due.

- (xx) According to the information and explanation given to us, the Company does not fulfill the criteria as specified under 135(1) of the Act read with the Companies (Corporate Social Responsibility Policy) Rules, 2014 and accordingly, reporting under clause 3(CESC Projects Limited) of the Order is not applicable for the year.
- (xxi) According to the information and explanations given to us and the records of the Company examined by us, the company is not required to prepare Consolidated Financial Statements. Therefore, the provision of clause (ix)(d) of the said order is not applicable to the company.

For Kunal & Associates
Chartered Accountants
Firm Registration Number: 316003E



A handwritten signature in blue ink, appearing to read 'Asitava Roy'.

(CA Asitava Roy)
Partner

Membership No. 052787
UDIN – 22052787AJGQQW7647

Kolkata
Dated: May 12, 2022

ANNEXURE B TO THE INDEPENDENT AUDITOR'S REPORT OF EVEN DATE ON THE FINANCIAL STATEMENTS OF CESC PROJECTS LIMITED

(Referred to in paragraph 2(f) under 'Report on Other Legal and Regulatory Requirements' section of our report of even date)

Report on the Internal Financial Controls under Clause (i) of Sub-section 3 of Section 143 of the Companies Act, 2013 ("the Act")

We have audited the internal financial controls over financial reporting of **CESC Projects Limited** ("the Company") as of March 31, 2022 in conjunction with our audit of the financial statements of the Company for the year ended on that date.

Management's Responsibility for Internal Financial Controls

The Company's Management is responsible for establishing and maintaining internal financial controls based on the internal control over financial reporting criteria established by the Company considering the essential components of internal control stated in the Guidance Note on Audit of Internal Financial Controls Over Financial Reporting issued by the Institute of Chartered Accountants of India. These responsibilities include the design, implementation and maintenance of adequate internal financial controls that were operating effectively for ensuring the orderly and efficient conduct of its business, including adherence to the Company's policies, the safeguarding of its assets, the prevention and detection of frauds and errors, the accuracy and completeness of the accounting records, and the timely preparation of reliable financial information, as required under the Companies Act, 2013.

Auditor's Responsibility

Our responsibility is to express an opinion on the Company's internal financial controls over financial reporting with reference to these financial statements based on our audit. We conducted our audit in accordance with the Guidance Note on Audit of Internal Financial Controls Over Financial Reporting (the "Guidance Note") and the Standards on Auditing as specified under section 143(10) of the Companies Act, 2013, to the extent applicable to an audit of internal financial controls and, both issued by the Institute of Chartered Accountants of India. Those Standards and the Guidance Note require that we comply with ethical requirements and plan and perform the audit to obtain reasonable assurance about whether adequate internal financial controls over financial reporting with reference to these financial statements was established and maintained and if such controls operated effectively in all material respects.

Our audit involves performing procedures to obtain audit evidence about the adequacy of the internal financial controls over financial reporting with reference to these financial statements and their operating effectiveness. Our audit of internal financial controls over financial reporting included obtaining an understanding of internal financial controls over financial reporting with reference to these financial statements, assessing the risk that a material weakness exists, and testing and evaluating the design and operating effectiveness of internal control based on the assessed risk. The procedures selected depend on the auditor's judgement, including the assessment of the risks of material misstatement of the financial statements, whether due to fraud or error.

We believe that the audit evidence we have obtained is sufficient and appropriate to provide a basis for our audit opinion on the internal financial controls over financial reporting with reference to these financial statements.



Meaning of Internal Financial Controls Over Financial Reporting with Reference to these Financial Statements

A company's internal financial control over financial reporting with reference to these financial statements is a process designed to provide reasonable assurance regarding the reliability of financial reporting and the preparation of financial statements for external purposes in accordance with generally accepted accounting principles. A company's internal financial control over financial reporting with reference to these financial statements includes those policies and procedures that (1) pertain to the maintenance of records that, in reasonable detail, accurately and fairly reflect the transactions and dispositions of the assets of the company; (2) provide reasonable assurance that transactions are recorded as necessary to permit preparation of financial statements in accordance with generally accepted accounting principles, and that receipts and expenditures of the company are being made only in accordance with authorisations of management and directors of the company; and (3) provide reasonable assurance regarding prevention or timely detection of unauthorised acquisition, use, or disposition of the company's assets that could have a material effect on the financial statements.

Inherent Limitations of Internal Financial Controls Over Financial Reporting with Reference to these Financial Statements

Because of the inherent limitations of internal financial controls over financial reporting with reference to these financial statements, including the possibility of collusion or improper management override of controls, material misstatements due to error or fraud may occur and not be detected. Also, projections of any evaluation of the internal financial controls over financial reporting with reference to these financial statements to future periods are subject to the risk that the internal financial control over financial reporting with reference to these financial statements may become inadequate because of changes in conditions, or that the degree of compliance with the policies or procedures may deteriorate.

Opinion

In our opinion, the Company has, in all material respects, adequate internal financial controls over financial reporting with reference to these financial statements and such internal financial controls over financial reporting with reference to these financial statements were operating effectively as at March 31, 2022, based on the internal control over financial reporting criteria established by the Company considering the essential components of internal control stated in the Guidance Note on Audit of Internal Financial Controls Over Financial Reporting issued by the Institute of Chartered Accountants of India.

Kolkata
Dated: May 12, 2022



For Kunal & Associates
Chartered Accountants
Firm Registration Number: 316003E

A handwritten signature in blue ink, appearing to read 'Asitava Roy'.

(CA Asitava Roy)
Partner

Membership No. 052787
UDIN - 22052787AJGQQW7647

CESC Projects Limited

Registered Office: CESC House, Chowringhee Square, Kolkata-700001

CIN: U74999WB2011PLC163658

Balance Sheet as at 31st March, 2022

Amount in Rupees

Particulars	Note	31 March 2022	31 March 2021
ASSETS			
Non-current assets			
Property, plant and equipment	2	18,82,060	37,425
Financial assets			
i. Loans	3(a)	59,954	1,48,131
Other non-current assets	4	1,14,62,314	1,14,81,414
Total non-current assets		1,34,04,328	1,16,66,970
Current assets			
Financial assets			
i. Cash and cash equivalents	5(a)	2,32,90,121	67,44,813
ii. Loans	5(b)	1,73,327	2,26,990
iii. Others financial assets	5(c)	2,40,75,945	4,95,03,002
Current Tax Asset		14,36,848	22,62,141
Other current Assets	6	1,67,561	1,05,918
Total current assets		4,91,43,802	5,88,42,865
Total assets		6,25,48,131	7,05,09,835
EQUITY AND LIABILITIES			
Equity	7(a)	41,65,00,000	41,65,00,000
Other Equity	7(b)	(37,27,17,630)	(35,54,21,474)
Total equity		4,37,82,370	6,10,78,526
Liabilities			
Non-current liabilities			
Provisions for employee benefits	8	1,22,22,384	55,71,950
Total non-current liabilities		1,22,22,384	55,71,950
Current liabilities			
Financial Liabilities			
i. Other financial liabilities	9	4,13,560	50,850
Provisions for employee benefits	10	1,11,573	46,296
Other current liabilities	11	60,18,244	37,62,213
Total current liabilities		65,43,377	38,59,359
Total liabilities		1,87,65,761	94,31,309
Total equity and liabilities		6,25,48,131	7,05,09,835

Significant accounting policies

Notes 1-25 form an integral part of financial statements.

This is the Balance Sheet referred to in our report of even date.

For Kunal & Associates

Chartered Accountants

Firm Registration Number: 316003E



CA Asitava Roy

Partner


Membership.No. 052787

Place: Kolkata

Date: 12th May, 2022



For and on behalf of the Board



Director

Director

CESC Projects Limited

Registered Office: CESC House, Chowringhee Square, Kolkata-700001

CIN: U74999WB2011PLC163658

Statement of Profit and Loss for the year ended 31st March, 2022

Amount in Rupees

Particulars	Note	Year ended 31 March 2022	Year ended 31 March 2021
Other Income	12	21,504	1,43,575
Total Income		21,504	1,43,575
Expenses			
Employee Benefit Expenses	13	1,41,06,231	1,37,65,562
Depreciation and amortisation expenses	14	58,459	4,629
Other Expenses	15	30,88,419	27,06,778
Total Expenses		1,72,53,109	1,64,76,970
Profit before tax		(1,72,31,605)	(1,63,33,395)
Tax Expenses			
Current Tax		-	-
Deferred Tax		-	-
Total tax expenses		-	-
Profit for the year		(1,72,31,605)	(1,63,33,395)
Other comprehensive income			
Items that will not be reclassified to profit or loss			
Remeasurement of defined benefit plan		(64,551)	(90,768)
Income tax relating to above items		-	-
Other comprehensive income for the year, net of tax		(64,551)	(90,768)
Total comprehensive income for the year		(1,72,96,156)	(1,64,24,163)
Earning per equity share:			
Basic earnings per share	16	(0.41)	(0.41)
Diluted earnings per share	16	(0.41)	(0.41)

Significant accounting policies

Notes 1-25 form an integral part of financial statements.

This is the Statement of Profit and Loss referred to in our report of even date.

For Kunal & Associates

Chartered Accountants

Firm Registration Number: 316003E

CA Asitava Roy

Partner

Membership.No. 052787

Place: Kolkata

Date: 12th May, 2022



For and on behalf of the Board

Director

Director

Statement of cash flows for the year ended 31st March, 2022

Particulars	Note	Amount in Rupees	
		Year ended 31 March 2022	Year ended 31 March 2021
Cash flows from operating activities			
Profit before income tax from continuing operations		(1,72,31,605)	(1,63,33,395)
Adjustments for:			
Depreciation and amortisation expenses	14	58,459	4,629
Notional income on remeasurement of loans net of amortisation	12	12,429	1,965
Other Income	15	-12	-
Changes in operating assets and liabilities			
Decrease (Increase) in other financial assets	5(c)	2,54,27,057	(1,61,45,469)
Decrease in non current assets	4	19,099	37,505
Decrease (Increase) in other current assets	6	(61,643)	45,904
Decrease in loans	3(a)&5(b)	1,29,424	1,42,483
Increase in employee benefit obligations	8 & 10	66,51,160	2,91,384
Increase in other financial liabilities	9	3,62,710	18,450
(Decrease) in other current liabilities	11	22,56,031	(6,15,862)
Cash generated from operations		1,76,23,109	(3,25,52,405)
Income taxes paid		8,25,293	5,89,717
Net cash outflow from operating activities		1,84,48,402	(3,19,62,688)
Cash flows from investing activities			
Payments for property, plant and equipment	2	(19,03,094)	-
Net cash inflow (outflow) from investing activities		(19,03,094)	-
Cash flows from financing activities			
Issue of equity shares	7(a)	-	2,50,00,000
Net cash inflow from financing activities		-	2,50,00,000
Net increase (decrease) in cash and cash equivalents		1,65,45,308	(69,62,688)
Cash and cash equivalents at the beginning of the financial year	5(a)	67,44,813	1,37,07,501
Cash and cash equivalents at the end of the year	5(a)	2,32,90,121	67,44,813

Significant accounting policies

Notes 1-25 form an integral part of financial statements.


This is the Statement of cash flows referred to in our report of even date.


For Kunal & Associates
Chartered Accountants
Firm Registration Number: 316003E


CA Asitava Roy
Partner
Membership.No. 052787
Place: Kolkata
Date: 12th May, 2022



For and on behalf of the Board


Director


Director

CEEC Projects Limited
Registered Office: CEEC House, Chowringhee Square, Kolkata-700001
CIN: U74999WB2011PLC163658
(Amount in Rupees, except share and per share data, unless otherwise stated)

Statement of changes in Equity for the year ended 31st March, 2022

Equity Share Capital

Particulars	Balance as at 01 April, 2020	Changes in Equity Share Capital due to prior period errors	Changes in equity share capital during the year 2020-21	Balance as at 31 March, 2021	Changes in Equity Share Capital due to prior period errors	Changes in equity share capital during the year 2021-22	Balance as at 31 March, 2022
Equity Share Capital	39,15,00,000	-	2,50,00,000	41,65,00,000	-	-	41,65,00,000
	39,15,00,000	-	2,50,00,000	41,65,00,000	-	-	41,65,00,000

Other Equity

Particulars	Notes	Share application money pending allotment	Reserves and Surplus	Total
			Retained Earnings	
Balance as at 01 April, 2020	7(b)	-	(33,89,97,311)	(33,89,97,311)
Changes in accounting policy/prior period errors		-	-	-
Restated balance as at 01 April, 2020		-	(33,89,97,311)	(33,89,97,311)
Profit for the year	7(b)	-	(1,63,33,395)	(1,63,33,395)
Other Comprehensive Income		-	(90,768)	(90,768)
Total Comprehensive Income for the year	7(b)	-	(1,64,24,163)	(1,64,24,163)
Allotment of shares		-	-	-
Balance as at 31 March, 2021	7(b)	-	(35,54,21,474)	(35,54,21,474)

Particulars	Notes	Share application money pending allotment	Reserves and Surplus	Total
			Retained Earnings	
Balance as at 01 April, 2021	7(b)	-	(35,54,21,474)	(35,54,21,474)
Changes in accounting policy/prior period errors		-	-	-
Restated balance as at 01 April, 2021		-	(35,54,21,474)	(35,54,21,474)
Profit for the year	7(b)	-	(1,72,31,605)	(1,72,31,605)
Other Comprehensive Income		-	(64,551)	(64,551)
Total Comprehensive Income for the year	7(b)	-	(1,72,96,156)	(1,72,96,156)
Balance as at 31 March, 2022	7(b)	-	(37,27,17,630)	(37,27,17,630)

Significant accounting policies

Notes 1-25 form an integral part of financial statements.

This is the Statement of Changes in equity referred to in our report of even date.

For Kunal & Associates
Chartered Accountants
Firm Registration Number: 316003E

CA Asitava Roy
Partner

Membership.No. 052787

Place: Kolkata

Date: 12th May, 2022



For and on behalf of the Board

[Signature]
Director

[Signature]
Director

Note-1: Significant Accounting Policies

These financial statements have been prepared to comply in all material aspects with Indian Accounting Standards ("Ind AS") notified under the Companies (Indian Accounting Standards) Rules, 2015 (as amended from time to time) notified under Section 133 of the Companies Act, 2013 and other provisions of the Companies Act, 2013 to the extent applicable. A summary of important accounting policies which have been applied consistently are set out below.

a) Basis of Accounting

The financial statements have been prepared on the historical cost convention and except for certain financial assets and liabilities are measured at fair value.

b) Use of Estimate

The preparation of financial statements in conformity with Ind AS requires management to make judgments, estimates and assumptions that affect the application of accounting policies and the reported amounts of assets, liabilities, income and expenses. Actual results may differ from these estimates. Estimates and underlying assumptions are reviewed on a periodic basis. Revisions to accounting estimates are recognized in the period in which the estimates are revised and in any future periods affected.

c) Property, Plant and Equipment

Tangible Assets are stated at cost of acquisition together with any incidental expenses for acquisition/installation less accumulated depreciation and accumulated impairment loss, if any. Profit and Loss on disposal of tangible assets is recognized in the Statement of Profit and Loss.

An impairment loss is recognized where applicable, when the carrying value of tangible assets of cash generating unit exceeds its fair value or value in use whichever is higher.

Depreciation on tangible assets is provided on written-down value method based on useful life as prescribed under Schedule II to the Companies Act, 2013.

The Company has used the following useful life to provide depreciation on its tangible assets:

Type of assets	Useful Life (in years)
Computer	3
Furniture and fittings	5
Vehicle	10
Office Equipment	5



Company has been set up to develop Power projects and is yet to commence commercial production. Indirect expenses, which are not directly related to the project, have been charged off to the Statement of Profit and Loss. Expenses that are directly related to the project and incidental thereto are disclosed under Capital Work in Progress and are to be capitalized subsequently.

d) Financial Assets

The financial assets are classified in the following categories:

- i) Financial assets measured at amortised cost
- ii) Financial assets measured at fair value through profit and loss.

The classification of financial assets depends on the Company's business model for managing financial assets and the contractual terms of the cash flow.

At initial recognition, the financial assets are measured at its fair value plus, in the case of the financial asset not at fair value through profit or loss, transaction costs that are directly attributable to the acquisition of the financial asset. Transaction costs of financial assets carried at fair value through profit or loss are expensed in profit or loss.

Financial Assets measured at amortised cost

Assets that are held for collection of contractual cash flows where those cash flows represent solely payments of principal and interest are measured at amortised cost. After initial measurement, such financial assets are subsequently measured at amortised cost using the effective interest rate method. Interest income from these financial assets is included in other income using the effective interest rate method.

Financial Assets measured at fair value through profit and loss

Financial instruments that do not meet the above criteria for amortised cost or FVOCI are measured at fair value through profit or loss. Fair value movements are recorded in statement of profit and loss.

Impairment of Financial Assets

The Company assesses on a forward looking basis the expected credit losses associated with its assets carried at amortised cost. The impairment methodology applied depends on whether there has been a significant increase in credit risk. Refer Note on Financial risk management - credit Risk.

e) Cash and cash equivalents

For the purpose of presentation in the Statement of Cash Flows, cash and cash equivalent includes balances with banks in current account.



CESC Projects Limited

Registered Office: CESC House, Chowringhee Square, Kolkata-700001.

f) Financial liabilities

Financial liabilities are measured at amortised cost using the effective interest method.

g) Employee Benefits

Contribution to Provident Fund is accounted for on accrual basis and contribution to the fund is maintained with the Regional Provident Fund Commissioner, West Bengal.

The liability recognised in the balance sheet in respect of defined benefit plan is the present value of the defined benefit obligations at the end of the reporting period less the fair value of plan assets. The defined benefit obligation is calculated annually by actuaries using the projected unit credit method. The present value of the defined benefit obligations is determined by discounting the estimated future cash outflows by reference to market yields at the end of the reporting period on government bonds that have terms approximating to the terms of the related obligation.

The net interest cost is calculated by applying the discount rate to the net balance of the defined benefit obligation and the fair value of plan assets. This cost is included in the employee benefit expenses in the statement of profit or loss.

Re-measurement gains and losses arising from experience adjustments and change in actuarial assumptions are recognized in the period in which they occur, directly in other comprehensive income. They are included in retained earnings in the statement of changes in equity and in the balance sheet.

h) Taxes

Provision for current tax is made on the basis of estimated taxable income for the year.

Provision for deferred taxation is made using liability method on temporary difference arising between the tax bases of assets and liabilities and their carrying amounts in the financial statements using tax rates (and laws) that have been enacted or substantially enacted by the end of the reporting period and are expected to apply when the related deferred tax asset is realised or the deferred tax liability is settled. Deferred Tax Assets are recognized subject to the consideration of prudence and are periodically reviewed to reassess realization thereof. Deferred Tax Liability or Asset will give rise to actual tax payable or recoverable at the time of reversal thereof.

Since the Company has incurred loss during the year, no provision for taxation has been made in the accounts.



CESC Projects Limited


Registered Office: CESC House, Chowringhee Square, Kolkata-700001

CIN: U74999WB2011PLC163658

(Amount in Rupees, except share and per share data, unless otherwise stated)

Note 2: Property, plant and equipment

Particulars	Office equipment	Total
Gross carrying value		
Deemed cost as at 01 April, 2020	8,55,726	8,55,726
Additions	-	-
Disposals / adjustments	-	-
Gross carrying amount as at 31 March, 2021	8,55,726	8,55,726
At 01 April, 2021	8,55,726	8,55,726
Additions	19,03,094	19,03,094
Disposals / adjustments	-	-
Gross carrying amount as at 31 March, 2022	27,58,820	27,58,820
Accumulated depreciation		
At April 1, 2020	8,13,672	8,13,672
Depreciation expense	4,629	4,629
Disposals / adjustments	-	-
At March 31, 2021	8,18,301	8,18,301
At 01 April, 2021	8,18,301	8,18,301
Depreciation expense	58,459	58,459
Disposals / adjustments	-	-
At 31 March, 2022	8,76,760	8,76,760
Net carrying value 31 March, 2022	18,82,060	18,82,060
Net carrying value 31 March, 2021	37,425	37,425



Non-current assets
Note 3: Financial assets

3(a): Loans

Particulars	As at 31 March, 2022	As at 31 March, 2021
Unsecured considered good		
Loans to employees	59,954	1,48,131
Total	59,954	1,48,131

3(b): There is no Loan or Advance in the nature of loan given to specified persons without specific terms terms of period of repayment

Note 4: Other non current assets

Particulars	As at 31 March, 2022	As at 31 March, 2021
Deferred employee cost	11,690	30,790
Advance to Projects	1,14,50,624	1,14,50,624
Total	1,14,62,314	1,14,81,414

Current Assets

Note 5: Financial assets

5(a): Cash and cash equivalents

Particulars	As at 31 March, 2022	As at 31 March, 2021
Balances with banks		
- In current accounts	2,32,90,121	67,44,813
Cash in Hand	-	-
Total	2,32,90,121	67,44,813

For the purpose of cash flow statement, cash and cash equivalents comprise of:

Particulars	As at 31 March, 2022	As at 31 March, 2021
Balances with banks		
- In current accounts	2,32,90,121	67,44,813
Cash in Hand	-	-
Total	2,32,90,121	67,44,813

5(b): Loans

Particulars	As at 31 March, 2022	As at 31 March, 2021
Unsecured considered good		
Loans to employees	93,327	1,46,990
Security deposit	80,000	80,000
Total	1,73,327	2,26,990

Note: Refer Note 3(b)

5(c): Other financial assets

Particulars	As at 31 March, 2022	As at 31 March, 2021
Receivable towards claims and services rendered	2,40,75,945	4,95,03,002
Total	2,40,75,945	4,95,03,002

Note 6: Other current assets

Particulars	As at 31 March, 2022	As at 31 March, 2021
Advances other than capital advances		
Others	1,49,976	1,05,918
Total	1,49,976	1,05,918



CESC Projects Limited

Registered Office: CESC House, Chowringhee Square, Kolkata-700001

CIN: U74999WB2011PLC163658

(Amount in Rupees, except share and per share data, unless otherwise stated)

Note 7: Equity share capital & other equity

7(a): Equity share capital

Particulars	As at 31 March, 2022	As at 31 March, 2021
Authorised 50,000,000 (31.03.2021: 50,000,000) Equity Shares of Rs 10/- each	50,00,00,000	50,00,00,000
Issued, subscribed and paid-up capital 41,650,000 (31.03.2021: 41,650,000) Equity Shares of Rs 10/- each	41,65,00,000	41,65,00,000
Total	41,65,00,000	41,65,00,000

Reconciliation of the number of equity shares outstanding at the beginning and at the end of the reporting period are as given below:

Particulars	As at 31 March, 2022		As at 31 March, 2021	
	Number of shares	Rs	Number of shares	Rs
Number of shares outstanding at the beginning of the period	4,16,50,000	41,65,00,000	3,91,50,000	39,15,00,000
Add: Fresh issue of equity shares	-	-	25,00,000	2,50,00,000
Number of shares outstanding at the end of the period	4,16,50,000	41,65,00,000	4,16,50,000	41,65,00,000

Terms/rights attached to equity shares

The Company has only one class of equity shares having a par value of Rs 10/- per share.

Each holder of equity is entitled to one vote per share. In the event of liquidation of the company the holders of equity shares will be entitled to receive remaining assets of the company after distribution of all preferential amounts. The distribution will be in proportion to the number of equity shares held by the shareholders.

Shares of the company held by holding company

Particulars	As at 31 March, 2022		As at 31 March, 2021	
	Number of shares	%	Number of shares	%
Name of the shareholder				
CESC Limited	4,16,50,000	100%	4,16,50,000	100%

Details of shareholders holding more than 5% shares in the Company

Particulars	As at 31 March, 2022		As at 31 March, 2021	
	Number of shares	%	Number of shares	%
Name of the shareholder				
CESC Limited	4,16,50,000	100%	4,16,50,000	100%

Details of shareholding by Promoters:

Shares held by Promoters at the end of the year ended 31 March, 2022			% Change during the year	
Name of the Promoter	No. of shares	% of total shares		
CESC Limited	4,16,50,000	100%	-	-

Details of shareholding by Promoters:

Shares held by Promoters at the end of the year ended 31 March, 2021			% Change during the year	
Name of the Promoter	No. of shares	% of total shares		
CESC Limited	4,16,50,000	100%	25,00,000	6.39%



CESC Projects Limited

Registered Office: CESC House, Chowringhee Square, Kolkata-700001

CIN: U74999WB2011PLC163658

(Amount in Rupees, except share and per share data, unless otherwise stated)

7(b): Other equity

Particulars	As at 31 March, 2022	As at 31 March, 2021
Retained earnings		
Retained earnings comprise of the Company's prior years' undistributed earnings after taxes.	(37,27,17,630)	(35,54,21,474)
Total	(37,27,17,630)	(35,54,21,474)

Non-Current Liabilities

Note 8: Provisions for employee benefits

Particulars	As at 31 March, 2022	As at 31 March, 2021
Provision for Leave Encashment	65,69,515	32,27,656
Provision for Gratuity	56,52,869	23,44,294
Total	1,22,22,384	55,71,950

Current Liabilities

Note 9: Financial Liabilities

Other financial liabilities

Particulars	As at 31 March, 2022	As at 31 March, 2021
Audit fees Payable	32,400	50,850
Other Payable	3,81,160	-
Total	4,13,560	50,850

Note 10: Provisions for employee benefits

Particulars	As at 31 March, 2022	As at 31 March, 2021
Provision for Leave Encashment	60,278	27,567
Provision for Gratuity	51,295	18,729
Total	1,11,573	46,296

Note 11: Other current liabilities

Particulars	As at 31 March, 2022	As at 31 March, 2021
Statutory dues payable	60,18,244	37,62,213
Total	60,18,244	37,62,213



Note 12: Other income

Particulars	Year ended	Year ended
	31 March 2022	31 March 2021
Other non-operating income		
Interest on I Tax	-	1,08,024
Notional Income on remeasurement of employee loan	21,492	35,551
Other Income	12	-
Total	21,504	1,43,575

Note 13: Employee benefit expense

Particulars	Year ended	Year ended
	31 March 2022	31 March 2021
Salaries and bonus	1,12,89,476	1,14,99,642
Contribution to provident and other funds	22,94,433	17,37,836
Staff welfare expenses	4,88,401	4,90,568
Employee loan amortised	33,921	37,516
Total	1,41,06,231	1,37,65,562

a) Defined Benefit Plan

The Company also provides for gratuity and leave encashment benefit to the employees. Annual actuarial valuations at the end of the each year are carried out by independent actuary in compliance with IND AS 19 on "Employee Benefits".

i) The results of the actuarial study for the obligation for employee benefits as computed by the actuary are shown below:

Particulars	Gratuity		Leave Encashment	
	31 March 2022	31 March 2021	31 March 2022	31 March 2021
Actuarial study analysis				
Principal actuarial assumptions				
Discount rate	6.90%	6.85%	6.90%	6.85%
Range of compensation increase	5.00%	5.00%	5.00%	5.00%
Weighted average duration of the defined benefit plan(in years)	8.50	12.91	8.52	12.26
Components of statement of income statement charge				
Current service cost	6,58,193	3,77,489	7,24,381	4,02,296
Interest cost	1,61,867	1,29,344	2,22,983	1,85,478
Recognition of past service cost	-	-	-	-
Actuarial (gains) / losses	-	-	2,69,164	99,924
Settlement/curtailment/termination loss	-	-	-	-
Total charged to consolidated statement of profit or loss	8,20,060	5,06,833	12,16,528	6,87,698
Other Comprehensive Income				
Actuarial (gains) / losses	64,551	90,768	-	-
(Excess) / insufficient return on plan assets (excl. interest income)	-	-	-	-
Change in unrecognized assets	-	-	-	-
Revaluation of reimbursement right	-	-	-	-
Expense / (income) recognized in Other comprehensive income	64,551	90,768	-	-
Movements in net liability/(asset)				
Net liability at the beginning of the year	23,63,023	21,66,001	32,55,223	30,70,093
Recognition of past service cost/Transfer In	24,56,530	-	21,58,042	-
Employer contributions	-	(4,00,579)	-	(5,02,568)
Total expense recognised in the consolidated statement of profit or loss	8,20,060	5,06,833	12,16,528	6,87,698
Total amount recognised in OCI	64,551	90,768	-	-
Net liability at the end of the year	57,04,164	23,63,023	66,29,793	32,55,223
Reconciliation of benefit obligations				
Obligation at start of the year	23,63,023	21,66,001	32,55,223	30,70,093
Recognition of past service cost/Transfer In	24,56,530	-	21,58,042	0
Current service cost	6,58,193	3,77,489	7,24,381	4,02,296
Interest cost	1,61,867	1,29,344	2,22,983	1,85,478
Benefits paid directly by the Group	-	(4,00,579)	-	(5,02,568)
Actuarial loss	64,551	90,768	2,69,164	99,924
Defined benefits obligations at the end of the year	57,04,164	23,63,023	66,29,793	32,55,223
Re-measurements of defined benefit plans				
Actuarial gain/(loss) due to changes in financial assumptions	(19,052)	(67,959)	-	-
Actuarial gain/(loss) on account of experience adjustments	83,603	1,58,727	-	-
Total actuarial gain/(loss) recognised in OCI	64,551	90,768	-	-
Calculation Net position				
Actuarial present value of retirement pension commitment (DBO)	57,04,164	23,63,023	66,29,793	32,55,223
Fair value of plan assets	-	-	-	-
Net funded status – liability/(asset)	57,04,164	23,63,023	66,29,793	32,55,223
Net liability / (asset) recognized in Balance Sheet	57,04,164	23,63,023	66,29,793	32,55,223
Annual comparison				
in absolute terms:				
Defined benefit obligation (DBO)	57,04,164	23,63,023	66,29,793	32,55,223
Net funded status	57,04,164	23,63,023	66,29,793	32,55,223
Estimated Cash Flows (Undiscounted) in subsequent years				
1st Year	53,036	19,360	62,323	28,495
2 to 5 years	52,33,634	16,56,389	60,00,903	24,29,802
6 to 10 years	64,636	48,363	76,421	61,466
Above 10 years	53,33,962	42,42,640	63,19,826	53,63,659
Change in fair value of plan assets				
Contributions made by the company	-	4,00,579	-	5,02,568
Benefits paid	-	(4,00,579)	-	(5,02,568)
Fair value of plan assets at the end of the year	-	-	-	-



ii) Sensitivity analysis of significant assumptions

The following table present a sensitivity analysis to one of the relevant actuarial assumption, holding other assumptions constant, showing how the defined benefit obligation would have been affected by changes in the relevant actuarial assumptions that were reasonably possible at the reporting date.

Particulars	Gratuity		Leave Encashment	
	31 March 2022	31 March 2021	31 March 2022	31 March 2021
Discount rate				
+ 1.00% discount rate	53,51,312	21,38,596	62,21,541	29,63,292
Corresponding service cost	6,16,892	3,44,688	26,86,885	3,74,187
- 1.00% discount rate	61,14,426	26,32,881	71,05,661	36,04,993
Corresponding service cost	7,06,415	4,16,710	29,24,423	4,35,302
Salary increase				
+ 1.00% salary growth	61,18,190	26,25,943	71,10,033	36,08,069
Corresponding service cost	7,06,859	4,16,053	29,25,531	4,35,589
- 1.00% salary growth	53,42,189	21,32,995	62,10,999	29,55,992
Corresponding service cost	6,15,826	3,43,866	26,83,868	3,73,476
Withdrawal rate				
+ 50.00% withdrawal rate	57,12,516	23,69,401	66,39,833	32,64,172
Corresponding service cost	6,59,195	3,78,317	28,01,532	4,03,045
- 50.00% withdrawal growth	56,95,682	23,56,522	66,19,595	32,46,116
Corresponding service cost	6,57,174	3,76,643	27,98,751	4,01,533
Mortality rate				
+ 10.00% mortality rate	57,05,895	23,64,246	66,31,802	32,56,784
Corresponding service cost	6,58,397	3,77,662	28,00,554	4,02,430
- 10.00% mortality growth	57,02,427	23,61,795	66,27,777	32,53,656
Corresponding service cost	6,57,987	3,77,315	27,99,745	4,02,161

Sensitivity for significant actuarial assumptions is computed by varying one actuarial assumptions used for the valuation of the defined benefit obligations by one percentage, keeping all other actuarial assumptions constant.

b) Defined contribution plan

The Company maintains a Provident Fund with the Regional Provident Fund authorities where contributions are made by the Company as well as by the employees. An amount of Rs. 14,09,822 (31 March, 2021– Rs.11,40,325) has been charged off to Statement of Profit and Loss.

Note 14: Depreciation and amortization expense

Particulars	Year ended	Year ended
	31 March 2022	31 March 2021
Depreciation of property, plant and equipment	58,459	4,629
Total	58,459	4,629

Note 15: Other expenses

Particulars	Year ended	Year ended
	31 March 2022	31 March 2021
Rates & Taxes	2,500	2,500
Legal and professional charges	29,98,785	25,48,840
Fees/charges to other authorities	-	600
Remuneration to auditors		
- Statutory audit	41,300	53,100
General charges	45,834	1,01,738
Total	30,88,419	27,06,778

Note 16: Earnings per share

The calculation of basic earnings per share at 31 March 2022 was based on the loss attributable to equity shareholders of INR (172,31,605) [(Previous year INR (163,33,395))] and a weighted average number of equity shares outstanding (4,16,50,000) (Previous year 4,00,70,548), calculated as follows:

Particulars	Year ended	Year ended
	31 March 2022	31 March 2021
Face value of equity shares	10	10
Weighted average number of equity shares outstanding	4,16,50,000	4,00,70,548
Profit/ (loss) for the year	(1,72,31,605)	(1,63,33,395)
Weighted average earnings per share (basic and diluted)	(0.41)	(0.41)



CESC Projects Limited
Registered Office: CESC House,Chowringhee Square,Kolkata-700001
CIN: U74999WB2011PLC163658
(Amount in Rupees, except share and per share data, unless otherwise stated)

Note 17: Related Party Transaction

(a) Parent entities

The group is controlled by the following entity

Name	Type	Place of incorporation	Ownership interest	
			31-Mar-22	31-Mar-21
CESC Limited	Parent Entity	India	100%	100%

(b) Transactions with related party

The following transaction incurred with related party:

Particulars	31-Mar-22			31-Mar-21		
	Parent entity	Fellow subsidiary company	Common Control	Parent entity	Fellow subsidiary company	Common Control
Issue of equity shares	-	-	-	2,50,00,000	-	-
Share Application Money	-	-	-	2,50,00,000	-	-
Expenses Recovered:						
CESC Limited	1,52,58,277	-	-	-	-	-
Surya Vidyut Limited	-	-	54,45,194	-	-	-
RPSG Resources Private Limited	-	-	3,26,26,378	-	-	-
Integrated Coal Mining Limited	-	-	-	-	-	-
Kolkata Games & Sports Private Limited	-	-	16,08,519	-	-	-
Expenses Recoverable:						
CESC Limited	14,65,033	-	-	-	-	-
Surya Vidyut Limited	-	-	54,45,194	-	-	-
RPSG Resources Private Limited	-	-	2,24,84,297	-	-	1,78,55,905
Kolkata Games & Sports Private Limited	-	-	-	-	-	-
Integrated Coal Mining Limited	-	-	6,64,757	-	-	-
Expenses Paid:						
Surya Vidyut Limited	-	-	19,20,679	-	-	-
Expenses Payable:						
Surya Vidyut Limited	-	-	19,20,679	-	-	-

(c) Outstanding balances arising from claims lodged

Particulars	31-Mar-22	31-Mar-21
CESC Limited	13,40,878	1,52,58,277
RPSG Resources Private Limited	2,21,03,207	3,26,26,378
Kolkata Games & Sports Private Limited	-	16,08,519
Integrated Coal Mining Limited	6,08,422	-
Total outstanding balances	2,40,52,507	4,94,93,174

(d) Terms and conditions of outstanding balances, including whether they are secured, and the nature of the consideration to be provided in settlement

Transaction relating to expenses payable were on the same terms and conditions that are applicable to other stakeholders.
All outstanding balances are unsecured and are payable in cash and cash equivalents.



CESC Projects Limited

Registered Office: CESC House, Chowringhee Square, Kolkata-700001

CIN: U74999WB2011PLC163658

(Amount in Rupees, except share and per share data, unless otherwise stated)

Note 18: Financial instruments

a) The carrying value and fair value of financial instruments by categories as at March 31 2022 & March 31, 2021 is as follows:

Particulars	31-Mar-22			31-Mar-21		
	Amortized cost	FVTOCI	FVTPL	Amortized cost	FVTOCI	FVTPL
Financial assets						
Loans to employees	2,33,281	-	-	3,75,122	-	-
Cash and cash equivalents	2,32,90,121	-	-	67,44,813	-	-
Other financial assets	2,40,75,945	-	-	4,95,03,002	-	-
Total	4,75,99,347	-	-	5,66,22,937	-	-
Financial liabilities						
Other financial liabilities	4,13,560	-	-	50,850	-	-
Total	4,13,560	-	-	50,850	-	-

The carrying amount of short term loans and advances, other receivables, other payables and cash and cash equivalents are considered to be same as their fair values, due to their short term nature.

Note 19: Financial risk management objective and policies

The Company's principal financial liabilities comprise other payables. The main purpose of these financial liabilities is to finance the Company's operations. The Company's principal financial assets include loans and other receivables, and cash & cash equivalents.

The Company is exposed to the following risks from its use of financial instruments:

- Credit risk
- Liquidity risk
- Market risk

The Company's board of directors has overall responsibility for the establishment and oversight of the Group's risk management framework. This note presents information about the risks associated with its financial instruments, the Company's objectives, policies and processes for measuring and managing risk, and the Company's management of capital.

A. Credit Risk

The Company is exposed to credit risk as a result of the risk of counterparties defaulting on their obligations. The Company's exposure to credit risk primarily relates to loans, accounts receivable and cash and cash equivalents. The Company monitors and limits its exposure to credit risk on a continuous basis. The Company periodically reviews the financial reliability of its customers, taking into account the financial condition, current economic trends and analysis of historical bad debts and ageing of accounts receivables. The carrying amount of financial assets represents maximum credit risk exposure.

Cash and cash equivalents

Cash and cash equivalents comprise deposits which are readily convertible to cash. These are subject to insignificant risk of change in value or credit risk.

Particulars	31-Mar-22	31-Mar-21
Cash & cash equivalents	2,32,90,121	67,44,813
	2,32,90,121	67,44,813

B. Liquidity risk

The Company is exposed to liquidity risk related to its ability to fund its obligations as they become due. The Company monitors and manages its liquidity risk to ensure access to sufficient funds to meet operational and financial requirements. The Company has access to credit facilities and debt capital markets and monitors cash balances daily. In relation to the Company's liquidity risk, the Company's policy is to ensure, as far as possible, that it will always have sufficient liquidity to meet its liabilities when due, under both normal and stressed conditions as they fall due while minimizing finance costs, without incurring unacceptable losses or risking damage to the Company's reputation.

C. Market risk

Market risk is the risk that changes in market prices – such as foreign exchange rates, interest rates and equity prices – will not affect the Company's or the value of its holdings of financial instruments. The objective of market risk management is to manage and control market risk exposures within acceptable parameters, while optimising the return.



CESC Projects Limited

Registered Office: CESC House, Chowringhee Square, Kolkata-700001

CIN: U74999WB2011PLC163658

Note 20: Capital Management

a) Risk management

The company objectives when managing capital are to

i) safeguard their ability to continue as a going concern, so that they can continue to provide returns for shareholders and benefits for other shareholders, and

ii) Maintain an optimal capital structure to reduce the cost of capital.

The Board of Directors has the primary responsibility to maintain a strong capital base and reduce the cost of capital through prudent management of deployed funds and leveraging opportunities in domestic and international financial markets so as to maintain investor, creditor and market confidence and to sustain future development of the business.

For the purpose of Company's capital management, capital includes issued capital and all other equity reserves. The Company manages its capital structure in light of changes in the economic and regulatory environment and the requirements of the financial covenants.

In order to maintain or adjust the capital structure, the company may issue new shares to reduce debt.

The company doesn't have any borrowings as at the end of the reporting period.



Note 21: Ratios

Ratio	Numerator	Denominator	31st March 2022	31st March 2021	Variance	Variance %	Reason for Variance
Current Ratio (in times)	Total current assets	Total current liabilities	7.51	15.25	(7.74)	-50.74%	Decrease in liability
Debt-equity ratio (in times)	Debt consists of borrowings	Total equity	-	-	-	0.00%	-
Debt service coverage ratio (in times)	Earning for debt service=Net profit after taxes +Non cash operating expenses+Interest+Other non-cash adjustments	Debt service=Interest and lease payments+Principal repayments	-	-	-	0.00%	-
Return on equity ratio (in %)	Profit after tax	Average Total equity	(0.33)	(0.29)	(0.04)	14.27%	-
Inventory turnover ratio (in times)	Revenue from operations	Average Inventory	-	-	-	0.00%	-
Trade receivables turnover ratio (in times)	Revenue from operations	Average Trade receivables	-	-	-	0.00%	-
Trade payables turnover ratio (in times)	Total other expense	Average Trade payables	-	-	-	0.00%	-
Net Capital turnover ratio (in times)	Revenue from operations	Working capital	-	-	-	0.00%	-
Net profit Ratio (in %)	Profit after tax	Total Income	(801.32)	(113.76)	(687.55)	604.38%	Increase in Employee Benefit Expense
Return on capital employed (in %)	Profit before interest and tax	Capital employed=Networth	(0.39)	(0.27)	(0.13)	47.18%	Decrease in Networth due to increase in loss
Return on Investment (in %)	Income generated from invested funds	Average invested funds in treasury investments	-	-	-	0.00%	-

Note:

1. The company does not have any debt consisting of borrowings, Investments, Inventory, Trade Receivable or Trade Payables



CESC Projects Limited

Registered Office: CESC House, Chowringhee Square, Kolkata-700001

CIN: U74999WB2011PLC163658

Note 22: Other Statutory Information (For the financial years 2021-22 and 2020-21):

- (i) The Company does not have any Benami property, where any proceeding has been initiated or pending against the Company for holding any Benami property.
- (ii) The Company does not have any transactions with companies struck off.
- (iii) The Company does not have any charges or satisfaction which is yet to be registered with ROC beyond the statutory period,
- (iv) The Company has not traded or invested in Crypto currency or Virtual Currency during the financial year.
- (v) The Company has not advanced or loaned or invested funds to any other person(s) or entity(ies), including foreign entities (Intermediaries) with the understanding that the Intermediary shall:
 - a. directly or indirectly lend or invest in other persons or entities identified in any manner whatsoever by or on behalf of the company (Ultimate Beneficiaries) or
 - b. provide any guarantee, security or the like to or on behalf of the Ultimate Beneficiaries
- (vi) The Company has not received any fund from any person(s) or entity(ies), including foreign entities (Funding Party) with the understanding (whether recorded in writing or otherwise) that the Company shall:
 - a. directly or indirectly lend or invest in other persons or entities identified in any manner whatsoever by or on behalf of the Funding Party (Ultimate Beneficiaries) or
 - b. provide any guarantee, security or the like on behalf of the Ultimate Beneficiaries,
- (vii) The Company has not any such transaction which is not recorded in the books of accounts that has been surrendered or disclosed as income during the year in the tax assessments under the Income Tax Act, 1961 (such as, search or survey or any other relevant provisions of the Income Tax Act, 1961
- (viii) Since the Company does not have any subsidiary, compliance with the provisions of layers of subsidiaries under the Companies Act, 2013, read with Rules made thereunder, does not apply to the Company



CESC Projects Limited

Registered Office: CESC House, Chowringhee Square, Kolkata-700001.

Note 23: The Company is engaged in the business of development of power projects and does not operate in any other reportable segment.

Note 24: Since the Company is yet to commence its Operations, there is no material impact of Covid-19.

Note 25: Previous year figures have been re-classified/regrouped wherever necessary.

For Kunal & Associates
Chartered Accountants
Firm Registration Number - 316003E



CA Asitava Roy
Membership. No. 052787



For and on behalf of the Board



Director

Director

Place: Kolkata
Date: 12th May, 2022